

Relationship Counselling and Mediation Services Inc. 2010/2011

Trading as

Relationships Australia Tasmania

Patron

His Excellency The Honourable Peter Underwood AC
Governor of Tasmania

Honorary Life Members

Mr R Adams
Mr G Causon
Mr G Marshall
Mrs G Marshall
Dr R Pargiter
Mrs M Watson

Auditors

Wise Lord & Ferguson

Relationships Australia
TASMANIA

Agency Information

Relationship Counselling and Mediation Services Inc.

Trading as

Relationships Australia Tasmania

Office Locations

Head Office

20 Clare Street New Town 7008
Phone (03) 6211 4050 Fax (03) 6211 4073
Email admin@reltas.com.au

Launceston

6-8 Paterson Street Launceston 7250
Phone (03) 6336 7000 Fax (03) 6336 7015
Email Launceston@reltas.com.au

Devonport

68 North Fenton Street Devonport 7310
Phone (03) 6421 5800 Fax (03) 6424 5805
Email Devonport@reltas.com.au

Hobart FRC

178 Macquarie Street Hobart 7000
Phone (03) 6211 2100 Fax (03) 6211 2125
Email admin@hobartfrc.com.au

Launceston FRC

123 York Street Launceston 7250
Phone (03) 6336 7050 Fax (03) 6336 7055
Email admin@launcestonfrc.com.au

Website <http://www.relationships.com.au>

Services Offered

Aboriginal and Torres Strait Islander Health Program	Northern Tasmania
CALD	Hobart
Children's Contact Service	Hobart, Launceston, Devonport, Burnie
Counselling Programs - Gamblers Help - Family Relationship - Integrated Care	Hobart, Launceston, Clarence, Devonport, Kingston, Scottsdale, St. Helens, St. Marys, Campbell Town, Sorell, Bridgewater, Circular Head, Southern Region,
Parenting Orders Program	Hobart, Launceston
Family Law Pathways Network	Hobart, Launceston
Family Relationship Education	Hobart, Launceston, Devonport
Family Relationship Mediation	Hobart, Launceston, Devonport
Family Relationship Services for Carers	Hobart, Launceston, North West
Men & Family Relationship Services (TassieMale)	Hobart, Launceston, Devonport, Kingston, Sorell, Clarence
Professional Development & Training	Statewide
Reconnect Support	Northern Region
Family Relationship Centres	Hobart, Launceston, Devonport

Executive Committee & Staff Members

(Staff as at 30 June 2011)

Executive Committee Members

President	Glenn Hay LLB
Vice President	Greg Johannes B.A.(Hons)
Secretary	Penny Brown Dip.Ed.
Treasurer	Richard Colquhoun BCom., BSc., CA
Southern Representative	Patrick Fitzgerald LLB
Northern Representative	Janet Patford B.A., Dip.Ed., Grad.Dip.Ed.Psych., Dip.Soc.Studs., PhD
North West Representative	Maureen Doherty B.A.(Hons), MPsych(Clin), D.Hyp., MAPS
General Representative	Mary Bent B.A., Grad.Dip.Lib., Grad Cert. Health.Econ., G.A.I.C.D., PSM
General Representative	Diana Williams B.A., Dip.Ed., TTC, Grad.Dip. Psych., MAPS, (CEDP)

Management Team

Chief Executive Officer	Mathew Rowell B.S.W., Grad. Cert. (Mgt), F.A.I.C.D.
Deputy Chief Executive Officer	Debbie Evans B.A.(Hons) Psych, F.A.I.C.D.
Director, Early Intervention Services	Drew Beswick B.S.W.
Director, Business Services	Leanne Bishop B.Com., Cert. III (Management)
Director, Post Separation Services	Michael Kelly B.Ed.(Hons), PhD., FDR Practitioner
Manager FDR North/North West	Kendall Bastin B.S.W.
Corporate Services Manager	Brendan Griggs Dip. Bus. (Frontline Management)
Manager Counselling & Community Services North	Tim Henry B.S.W. Ass.Dip.Soc.Sci.(Welfare Work), FDR Practitioner
Manager Counselling & Community Services South	Julie Kelly B.Sc. (Health Education), Grad.Dip. Couples Therapy, M.Couns
Manager Children's Services South	Narelle Pamplin B.Sc.(Health Education), B.S.W.
Manager FDR Hobart	Jeanette Radley B.A.(Psych/Soc), Grad.Cert.(Couns), M.Couns., FDR Practitioner
Finance Manager	Navin Ram B.Com, CPA
Manager Children's Services North/North West	Simon Reeve B.S.W., FDR Practitioner

Administration

Pay Clerk	Katrina Bester
Finance Assistant	Tania Castle
Devonport Admin Assist / CSW	Sharon Dabner
Hobart Client Services Worker	Jo Dixon
Admin Officer	Kim Fletcher
Hobart Client Services Worker	Marianne Holovka
Hobart Client Services Worker	Amanda Hull
IT Coordinator	Andrew Jackman
Hobart Senior Client Services Worker	Robin Joseph
Launceston Client Services Worker	Kaye McNaney
Finance Officer	Wendy Meadowcroft
IT Support	Sladjan Miric
Executive Assistant to CEO	Jill Morgan
Hobart Client Services Worker	Stephanie Plaister
Hobart Client Services Worker	Margaret Scott
Launceston Client Services Worker	Andrea Shadbolt
Hobart Client Services Worker	Lee-Anne Thornbury
Executive Support Officer	Emily Wood

Counselling & Community Services

Coordinator South	Herman Morris
Coordinator South	Sue Todd
Coordinator North/North West	John Edwards

Counselling

Senior Counsellor	Patrice Baxter
Senior Counsellor	Matthew Magnus
Counsellor	Annie Abay
Counsellor	Fiona Baillie
Counsellor	Steve Barker
Counsellor	Graeme Brown
Counsellor	Jeremy Brown
Counsellor	Roseanne Brumby
Counsellor	Melita Chen
Counsellor	Shola Flight
Counsellor	Susan Gilchrist
Counsellor	Sue Harding
Counsellor	Katharine Heading
Counsellor	Marc Hood
Counsellor	Jennifer James
Counsellor	Guy Lewis
Counsellor	Holly Loveday
Counsellor/Research	Jane Lunt
Counsellor	Leanne McMurtrie
Counsellor	Kathy Nolan
Counsellor	Justin Parry
Counsellor	Marianne Robertson

Counsellor	Helen Scarr
Counsellor	Liz Sykes
Counsellor	Sheryl Tatham

Education Program

Senior Worker	Patrice Baxter
Senior Worker	Geraldine Crisp
Senior Worker	Helen Scarr
Group Facilitator	Julian Eades
Group Facilitator	Andrea Edwards
Group Facilitator	Ron Snashall

Gamblers Help Gambling Service

Senior Counsellor	Patrice Baxter
Counsellor	Kath Heading
Counsellor	Emma Ryan
Counsellor	Sheryl Tatham
Counsellor	Marianne Vick
Counsellor	Victoria Vyvyan

Reconnect

Senior Worker	Geraldine Crisp
Early Intervention Worker	Kylee Cleaver
Early Intervention Worker	Bernadette Fruin

TassieMale

Counsellor	Guy Lewis
Support Worker	Michael Goss

Aboriginal Program

Counsellor / Community Worker	Dave Warrener
Outreach Counsellor	Wendy Nash

Rural Support

Community Development Worker	Angela Saunders
------------------------------	-----------------

Family Relationship Services for Carers

Support Worker	Mara Lovrin
----------------	-------------

Settlement Program/ CALD

Project Officer	Emma Ryan
Support Worker	Yvonne Ilibagiza

Support Worker
Support Worker
Support Worker

Mwase Malakani
Farzana Shigri
Wendy Wallis

Children's Services

Coordinator South
Coordinator North/North West

Annette Rogers
Lyndell Kent

Children's Contact Service

Program Case Manager
Program Case Manager
Program Case Manager
Program Case Manager
Support Worker
Support Worker
Support Worker/Supervisor
Support Worker
Support Worker
Support Worker
Support Worker/Supervisor
Support Worker/Supervisor
Support Worker
Support Worker/Supervisor
Support Worker
Support Worker
Support Worker
Support Worker
Support Worker
Support Worker/Supervisor
Support Worker
Support Worker/Supervisor
Support Worker/Supervisor
Support Worker/Supervisor
Support Worker
Support Worker
Support Worker
Support Worker
Support Worker/Supervisor
Support Worker/Supervisor
Support Worker
Support Worker/Supervisor
Support Worker/Supervisor
Support Worker
Support Worker
Support Worker
Support Worker

Rebecca McHenry
Crystal Neep
Jodie Richardson
Kim Williamson
Dawn Alomes
Vanessa Archer
Mandy Ash
Dianne Atwell
Lyn Bester
Sarah Bonner
Joe Chelkowski
Karen Colson
Julian Eades
Cheryl Forrest
Kirk Forrest
Whitney Garth
Wendy Gregory
Michael Hamon
Natalie Hay
Crystal Krause
Stuart Lee
Leanne McGuire
Darisha McKnight
Els McLean
Joshua Meissner
Sarah Mitchell
Pam Polmear
Deidre Reilly
Marie Rogers
Paula Rooney
Jane Ross
Tania Short
Karen Standley
Melina Stuart
Mary Swaffer
Nikki Tatsi
Simone Wells
Kelly Whitmore
Beverley Windebank

Parenting Orders Program

Counsellor	Claire Jones
Counsellor	Steve Kay
Counsellor	Annabelle Von Bibra

Supporting Children After Separation Program

Counsellor	Janine House
Counsellor	Minky van der Walt
Counsellor	Nicole Walker

Family Dispute Resolution

Coordinator North/North West	Richard Finnerty
Coordinator South	Vacant

Family Mediation Program

Mediator	Fiona Baillie
Mediator	Louise Cooper
Mediator	Michael Cross
Mediator	Bill Field
Mediator	Kirk Forrest
Mediator	Anne Hadrill
Mediator	Don Keating
Mediator	Angela Robertson
Mediator	Jane Ross
Mediator	Annabel von Bibra
Mediator	Susie Winter

Hobart Family Relationship Centre


Family Relationship Officer	Fiona Baillie
Family Relationship Officer	Jeremy Brown
Family Relationship Officer	Ian Fletcher
Family Relationship Officer	Valerie Matsumoto
Family Relationship Officer	Joshua Meissner
Family Relationship Officer	Fran Nichols
Child Consultant	Nicola Mason
Child Consultant	Marianne Robertson
Family Relationship Officer/ Community Development Consultant	Sean Hibberd
Client Services Worker	Claire Evans
Client Services Worker	Helena Markovich
Client Services Worker	Anne Rutherford

Launceston Family Relationship Centre

Family Relationship Officer	Elissa Brotherton
Family Relationship Officer	Amanda Duigan
Family Relationship Officer	Tiona Cameron
Family Relationship Officer	Lynne Clark
Family Relationship Officer	Susan Ikin
Child Consultant	Jo Herbig
Client Services Worker	Lyn Bester
Client Services Worker	Linda Hardy
Client Services Worker	Janelle Verwey
Outreach Administration	Sharon Dabner

Family Pathways

Project Officer North	Amanda Duigan
Project Officer South	Claire Jones



Wise Lord & Ferguson



advice to advantage

Chartered Accountants

Auditor's Independence Declaration to the Executive Committee of Relationship Counselling and Mediation Services Inc

In relation to our audit of the financial report of Relationship Counselling and Mediation Services Inc. for the financial year ended 30 June 2011, to the best of my knowledge and belief, there have been no contraventions of the auditor independence requirements of any applicable code of professional conduct.

**JOANNE DOYLE
PARTNER
WISE LORD & FERGUSON**

160 Collins Street
HOBART TAS 7000

Dated: 8th September 2011.



1st Floor 160 Collins Street Hobart TAS 7000 GPO Box 1083 Hobart TAS 7001
Tel: (03) 6223 6155 Fax: (03) 6223 8993 Email: email@wlf.com.au Internet: www.wlf.com.au

Partners: Peter Beven, Harvey Gibson, Danny McCarthy, Douglas Thomson,
Joanne Doyle, Stuart Clutterbuck, Ian Wheeler, Dean Johnson, Marg Marshall
Managers: Alicia Leis, Melanie Richardson, Nick Carter, Paul Lyons,
Simon Jones, Shaun Evans, Trent Queen



Wise Lord & Ferguson



advice to advantage

Chartered Accountants

Independent auditor's report to the members of Relationship Counselling and Mediation Services Inc.

We have audited the accompanying special purpose financial report of Relationship Counselling and Mediation Service Inc., which comprises the balance sheet as at 30 June 2011, and the income statement, a summary of significant accounting policies, other explanatory notes and the statement by members of the committee.

The Executive Committees Responsibility for the Financial Report

The Association's Executive Committee is responsible for the preparation and fair presentation of the financial report and have determined that the accounting policies described in Note 1 to the financial statements, which form part of the financial report, are appropriate to meet the financial reporting requirements of the *Associations Incorporation Act [TAS]* and the Association's constitution and are appropriate to meet the needs of the members. This responsibility includes establishing and maintaining internal controls relevant to the preparation and fair presentation of the financial report that is free from material misstatement, whether due to fraud or error; selecting and applying appropriate accounting policies; and making accounting estimates that are reasonable in the circumstances. These policies do not require the application of all Accounting Standards and other mandatory financial reporting requirements in Australia.

Auditor's Responsibility

Our responsibility is to express an opinion on the financial report based on our audit. No opinion is expressed as to whether the accounting policies used are appropriate to the needs of the members.

We conducted our audit in accordance with Australian Auditing Standards. Those standards require that we comply with relevant ethical requirements and plan and perform the audit to obtain reasonable assurance about whether the financial report is free from material misstatement.

An audit involves performing procedures to obtain audit evidence about the amounts and disclosures in the financial report. The procedures selected depend on our judgment, including the assessment of the risks of material misstatement of the financial report, whether due to fraud or error. In making those risk assessments, we consider internal controls relevant to the entity's preparation and fair presentation of the financial report in order to design audit procedures that are appropriate in the circumstances, but not for the purpose of expressing an opinion on the effectiveness of the entity's internal controls. An audit also includes evaluating the appropriateness of accounting policies used and the reasonableness of accounting estimates made by the Executive Committee, as well as evaluating the overall presentation of the financial report.



1st Floor 160 Collins Street Hobart TAS 7000 GPO Box 1083 Hobart TAS 7001
Tel: (03) 6223 6155 Fax: (03) 6223 8993 Email: email@wlf.com.au Internet: www.wlf.com.au

Partners: Peter Beven, Harvey Gibson, Danny McCarthy, Douglas Thomson,
Joanne Doyle, Stuart Clutterbuck, Ian Wheeler, Dean Johnson, Marg Marshall
Managers: Alicia Leis, Melanie Richardson, Nick Carter, Paul Lyons,
Simon Jones, Shaun Evans, Trent Queen

We believe that the audit evidence we have obtained is sufficient and appropriate to provide a basis for our audit opinion.

Independence

In conducting our audit we have met the independence requirements of the Australian professional accounting bodies.

Opinion

In our opinion the financial report presents fairly, in all material respects, the financial position of Relationship Counselling and Mediation Service Inc. as of 30 June 2011 and of its financial performance for the year then ended in accordance with the accounting policies described in Note 1 to the financial statements.



JOANNE DOYLE
PARTNER
WISE LORD & FERGUSON
CHARTERED ACCOUNTANTS

1/160 Collins Street
HOBART TAS 7000

Dated: 12th SEPTEMBER 2011


STATEMENT BY MEMBERS OF THE EXECUTIVE COMMITTEE
FOR THE YEAR ENDED 30 JUNE 2011

The Executive Committee has determined that the Association is not a reporting entity as defined in Statement of Accounting Concepts 1: Definition of the Reporting Entity, and therefore there is no requirement to apply accounting standards in the preparation of these financial statements. The Executive Committee has determined that this special purpose financial report should be prepared in accordance with the accounting policies outlined in Note 1 to the financial statements.

In the opinion of the Executive Committee the financial report:


- a) Presents fairly the financial position of Relationship Counselling and Mediation Services Inc. as at 30 June 2011 and its performance for the year ended on that date.
- b) At the date of this statement, there are reasonable grounds to believe that Relationship Counselling and Mediation Services Inc. will be able to pay its debts as and when they fall due; and

This statement is made in accordance with a resolution of the Committee and is signed for and on behalf of the Committee by:



Mr. Glenn Hay – President

08/09/2011



Mr. Richard Colquhoun – Treasurer

08/09/2011

INCOME STATEMENT
FOR THE YEAR ENDED 30 JUNE 2011

INCOME	NOTE	2011	2010
		\$	\$
Client Fees		547,585	540,216
Donations		5,321	327
Grant - Commonwealth		5,849,337	5,406,005
Grant Other Sources		412,554	390,680
Interest Received	2	38,368	10,915
Other Income		84,122	9,298
Rent Received		30,195	19,742
Subscriptions		318	355
TOTAL INCOME		6,967,800	6,377,538
LESS: EXPENDITURE			
Travel and Communication Costs	3	374,416	436,713
Office Occupancy & Running Costs	4	643,644	587,687
Personnel Costs	5	5,389,678	5,150,794
Other Costs	6	247,836	112,204
TOTAL EXPENDITURE		6,655,574	6,287,398
SURPLUS FOR THE YEAR		312,226	90,140

**BALANCE SHEET
FOR THE YEAR ENDED 30 JUNE 2011**

	NOTE	2011	2010
		\$	\$
ACCUMULATED FUNDS		1,969,857	1,657,631
Represented By:-			
CURRENT ASSETS			
Cash	7	142,128	737,147
Receivables	8	390,991	76,728
Other assets	9	890,197	643,253
Total Current Assets		1,423,316	1,457,128
NON-CURRENT ASSETS			
Property Plant & Equipment	10	3,907,109	3,762,124
Total Non Current Assets		3,907,109	3,762,124
TOTAL ASSETS		5,330,425	5,219,252
CURRENT LIABILITIES			
Payables	11	967,147	890,957
Provisions	12	518,380	474,642
Borrowings	13	116,102	120,318
Total Current Liabilities		1,601,629	1,485,917
NON CURRENT LIABILITIES			
Borrowings	13	1,557,808	1,734,612
Payables	11	-	177,268
Provisions	12	201,131	163,824
Total Non Current Liabilities		1,758,939	2,075,704
TOTAL LIABILITIES		3,360,568	3,561,621
NET ASSETS		1,969,857	1,657,631

NOTES TO THE FINANCIAL STATEMENTS
FOR THE YEAR ENDED 30 JUNE 2011

1. STATEMENT OF SIGNIFICANT ACCOUNTING POLICIES

This financial report is a special purpose financial report prepared in order to satisfy the financial reporting requirements of the Associations Incorporation Act 1964, the requirements of the Association's Constitution and the requirements of the providers of grant funds. The Executive Committee has determined that the Association is not a reporting entity as defined in Statement of Accounting Concepts 1: Definition of the Reporting Entity, and therefore there is no requirement to apply Accounting Standards and other mandatory professional reporting requirements in the preparation and presentation of these statements. The Association has however, decided to adopt the measurement and recognition requirements of all Australian Accounting Standards.

The financial report has been prepared on an accruals basis and is based on historic costs and does not take into account changing money values, or except where specifically stated, current valuations of non-current assets.

The following material accounting policies, which are consistent with the previous period unless otherwise stated, have been adopted in the preparation of this financial report.

Property, Plant & Equipment

Freehold land and buildings are carried at fair value, which has been determined by the Executive Committee based on valuations performed by Brothers and Newton, accredited independent valuers and property consultants.

The fair value represents the amount at which the assets could be exchanged between a knowledgeable willing buyer and a knowledgeable willing seller in an arm's length transaction at the date of valuation. Plant and equipment are carried at cost less, where applicable, any accumulated depreciation.

The depreciable amount of all fixed assets excluding freehold land and buildings, is depreciated on a diminishing value basis over their estimated useful lives to the entity commencing from the time the asset is held ready for use.

The depreciation rates used for each class of depreciable assets are:

Class of Fixed Asset	Depreciation Rate
Furniture & Equipment/Computers	9-36%
Motor Vehicles	22.5%
Computer Software	33.33 -75%

NOTES TO THE FINANCIAL STATEMENTS
FOR THE YEAR ENDED 30 JUNE 2011

Employee Benefits

Provision is made for the Association's liability for employee benefits arising from services rendered by employees to balance date. Outstanding annual leave entitlements are brought to account as an undiscounted amount related to the accumulated benefit. Long service leave entitlements are brought to account as the present value of the expected liability. Non-vesting sick leave has not been accrued at all.

Contributions are made by the Association to employee superannuation funds and are charged as an expense when incurred.

Revenue

Program income is recognised as and when obligations attached to such funding are fulfilled. Membership income is recognised in the period to which the subscriptions relate. Interest is recognised over the period for which the funds are invested. All revenue is stated net of the amount of goods and services tax (GST).

Goods and Services Tax (GST)

Revenues, expenses and assets are recognised net of the amount of GST, except where the amount of GST incurred is not recoverable from the Australian Tax Office. In these circumstances the GST is recognised as part of the cost of acquisition of the asset or as part of an item of the expense. Receivables and payables in the Balance Sheet are shown inclusive of GST.

Comparatives

Where appropriate comparatives have been changed to conform to changes in presentation for the current financial year.

**NOTES TO THE FINANCIAL STATEMENTS
FOR THE YEAR ENDED 30 JUNE 2011**

	2011	2010
	\$	\$
2. INTEREST RECEIVED		
Westpac Trading Account	2	4
Bendigo Trading Account	243	40
Bendigo Term Deposit	18,122	-
Bendigo Cash Management Account	20,001	10,871
	38,368	10,915
3. TRAVEL AND COMMUNICATION COSTS		
Advertising and Health Promotion	20,133	45,473
Depreciation Motor Vehicles	52,880	60,490
(Gain) / Loss on Disposal of Motor Vehicle	(10,905)	5,761
Postage and Freight	10,404	10,309
Printing, Stationery & Program Resources	36,659	72,713
Travel	75,099	73,112
Telephone & Communications	134,922	127,801
Vehicle Expenses	55,224	41,054
	374,416	436,713
4. OFFICE OCCUPANCY AND RUNNING COSTS		
Cleaning /Security	37,287	37,588
Computer Consumables	4,249	4,312
Computer Software	27,849	14,149
Depreciation	30,572	23,284
Enterprise Expenses	7,244	7,962
General Expenses	6,647	7,594
Insurance	21,104	20,037
Lease Rental	15,330	14,165
Library	7,414	18,655
Light & Power	49,506	40,096
Minor Purchases	95,318	77,488
Other One-Off Expenditure	-	21,356
Rates	51,709	42,419
Rent	160,856	150,634
Repairs & Maintenance	47,749	40,605
Staff Amenities	77,541	66,923
System Support	3,269	420
	643,644	587,687

**NOTES TO THE FINANCIAL STATEMENTS
FOR THE YEAR ENDED 30 JUNE 2011**

	2011	2010
	\$	\$
5. PERSONNEL COSTS		
Consultants Fees	118,908	81,634
Salaries including annual and long service expenses	4,700,119	4,490,916
Superannuation	398,466	386,240
Fringe Benefits Tax Expense	22,259	71,393
Professional Development	106,154	82,899
Workers Compensation Premium	43,772	37,712
	5,389,678	5,150,794
6. OTHER COSTS		
Program partners / Brokerage	152,738	-
Affiliations	64,282	54,287
Audit Fees	10,308	7,500
Bank Charges	4,800	5,284
Interest Paid	15,708	45,133
	247,836	112,204
7. CASH AT BANK		
Westpac Trading Account	11,564	8,925
Bendigo Trading Account	114,028	10,204
Bendigo Cash Management	12,695	716,027
Cash	846	261
Petty Cash & Fees Float	2,995	1,730
	142,128	737,147
8. RECEIVABLES		
Debtors - Client Fees	48,318	63,675
Less: Provision for Doubtful Debts	(2,500)	(1,500)
	45,818	62,175
Other Debtors	345,173	14,553
	390,991	76,728
9. OTHER ASSETS		
Loan paid in advance*	864,301	625,273
Pre-paid expenses	25,896	17,980
	890,197	643,253
<p>*Grant funds received in advance are banked against the loan, in order to manage the interest rate exposure of the Association. The loan facility allows the redraw of monies paid into the loan account in excess of the loan repayment schedule. As at 30 June 2011, the loan account had a redraw balance with the facility of \$847,960(2010; \$ 608,759).</p>		

**NOTES TO THE FINANCIAL STATEMENTS
FOR THE YEAR ENDED 30 JUNE 2011**

	2011	2010
	\$	\$
10. PROPERTY PLANT & EQUIPMENT		
Freehold Property - at fair value	3,450,038	3,450,038
Furniture & Equipment/Computers - at cost	494,325	386,911
Less: Provision for Depreciation	(336,757)	(317,137)
	157,568	69,774
Motor Vehicles - at cost	452,394	394,361
Less: Provision for Depreciation	(152,891)	(152,049)
	299,503	242,312
	<u>3,907,109</u>	<u>3,762,124</u>
11. PAYABLES		
Creditors and Accruals	428,063	196,911
Grants Received in Advance - Current	539,084	694,046
	967,147	890,957
Grants Received in Advance - Non Current	-	177,268
	<u>967,147</u>	<u>1,068,225</u>
<p>Some grants were received and or invoiced in advance at 30 June 2011. These are represented by \$461,292 (2010; \$679,948) relating to 2011/2012, nil (2010; \$177,268) relating to 2012/2013 and \$77,792 (2010; \$121,422) which is program funding received but unspent in 2010/2011 and is carried forward to be expended in the 2011/2012 financial year.</p>		
12. PROVISIONS		
Provision for Annual Leave	325,028	290,462
Provision for Long Service Leave - Current	193,352	184,180
	518,380	474,642
Provision for Long Service Leave - Non Current	201,131	163,824
	<u>719,511</u>	<u>638,466</u>
13. BORROWINGS		
Bendigo Loan - Current	116,102	120,318
Bendigo Loan - Non Current	1,557,808	1,734,612
	<u>1,673,910</u>	<u>1,854,930</u>
<p>All bank loans are secured over the land and buildings of the Association. Bendigo loans as disclosed are gross of redraw facilities (refer note 9).</p>		

**NOTES TO THE FINANCIAL STATEMENTS
FOR THE YEAR ENDED 30 JUNE 2011**

	2011	2010
	\$	\$
14. ACCUMULATED FUNDS AND RESERVES		
Accumulated Funds (a)	1,895,485	1,583,259
Asset Revaluation Reserve (b)	74,372	74,372
	1,969,857	1,657,631
(a)		
Accumulated Funds - Opening	1,583,259	1,493,119
Current Year's Surplus	312,226	90,140
Accumulated Funds - Closing	1,895,485	1,583,259
(b)		
Asset Revaluation Reserve	74,372	74,372
(c) Nature and purpose of reserves		
<i>Asset revaluation reserve</i>		
The asset revaluation reserve is used to record increments and decrements in the fair value of land and buildings to the extent that they offset one another.		
Land and buildings were last revalued in April 2011.		
15. BRIDGET JOHNSON TRUST FUND		
Relationship Counselling & Mediation Services Inc. is a beneficiary of the Bridget Johnson Trust Fund, the income of which is to be applied for the promotion and encouragement of education of Marriage Counsellors working for the Association. The income to date has been accumulated and reinvested by the Trust. At the date of this report, the Association has not used any funds from the Trust.		
16. LEASE COMMITMENTS		
(a)		
Non-Cancellable Operating Lease Commitments (Exclusive of GST)		
Contracted for but not capitalised in the financial statements		
Payable:		
- not later than 1 year	171,555	158,942
- later than 1 year but not later than 5 years	28,887	151,978
	200,442	310,920
17. CAPITAL COMMITMENTS.		
There were no capital commitments as at 30 June 2011.		
18. CONTINGENT LIABILITY AND CONTINGENT ASSETS		
There are no contingent liabilities or contingent assets as at 30 June 2011.		